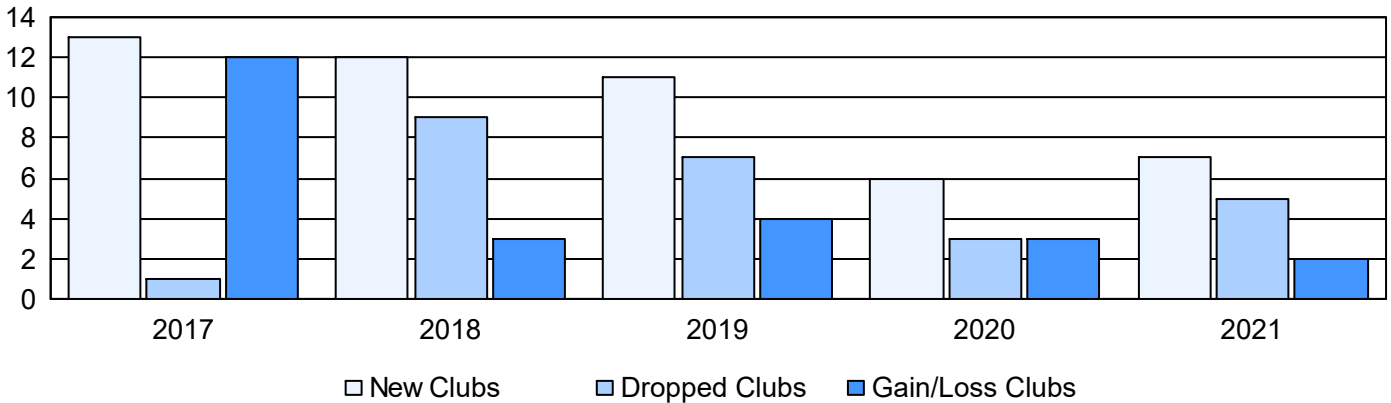
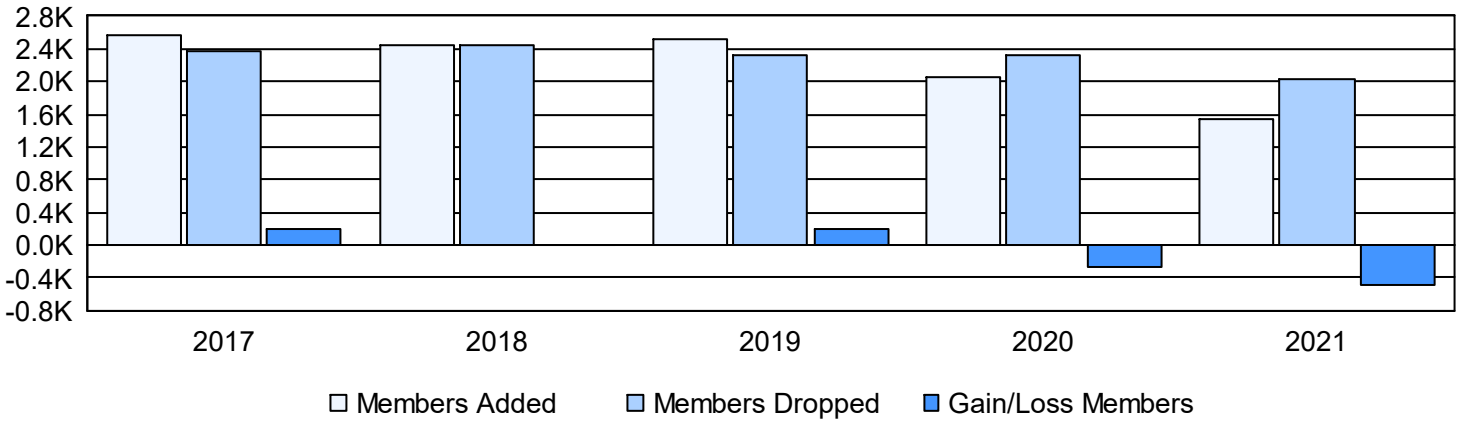


Year	New Clubs	Dropped Clubs	Gain/Loss Clubs	New Members	Charter Members	Reinstate Members	Transfer Members	Total Member Added	Total Members Dropped	Gain/Loss Members
2016-2017	13	1	12	2,042	325	29	176	2,572	2,369	203
2017-2018	12	9	3	1,986	267	33	154	2,440	2,433	7
2018-2019	11	7	4	1,969	308	26	209	2,512	2,318	194
2019-2020	6	3	3	1,721	155	24	158	2,058	2,332	-274
2020-2021	7	5	2	1,174	165	35	173	1,547	2,035	-488
Average	10	5	5	1,778	244	29	174	2,226	2,297	-72

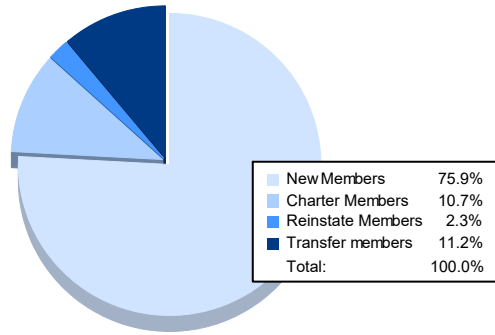
Clubs



Members



Membership Composition June 2021 Cumulative



Gender Composition June 2021 Cumulative

